

Prepared (Subject resp) jidgjian Grace Jiang		No. FPM-ext-2020:19	
Approved (Document resp) jiddxia David Xie	Checked David	Date 2020-06-18	Rev A

For Your Information

Receiver

Sales and FAE world-wide

All of customers

## Product Discontinuation Notice - variants in POLA series

Point of load DC/DC regulators' technologies and components continuously evolve, offering smaller and higher power density products with equal or better performance compared to older designs.

Flex Power Modules has taken a decision to discontinue the following products:

PMD4118OW\*  
Input: 3 – 5.5 V  
Output: 0.9 - 3.6 V/ 3 A

PMD5118OW\*  
Input: 4.5 -14 V  
Output: 0.9 – 5.5 V/ 2.25 A

PME4118V\*  
Input: 2.95 – 3.65 V  
Output: 0.55 – 1.8 V/ 6 A

PME5118V\*  
Input: 4.5 – 5.5 V  
Output: 0.55 – 1.8 V/ 6 A

PMF5318T\*  
Input: 4.5 – 5.5 V  
Output: 0.8 – 3.6 V/ 10 A

PMG8218T\*  
Input: 10.8 – 13.2 V  
Output: 0.8 – 1.8 V / 12 A

PMG8618L\*  
Input: 10.8 – 13.2 V  
Output: 1.2 – 5.5 V/ 12 A

PMH8318T\*  
Input: 10.8 – 13.2 V  
Output: 0.8 – 1.8 V/ 18 A

PMH8918L\*  
Input: 10.8 – 13.2 V

Prepared (Subject resp) jdgjian Grace Jiang		No. FPM-ext-2020:19	
Approved (Document resp) jiddxia David Xie	Checked David	Date 2020-06-18	Rev A

Output: 1.2 – 5.5 V/ 18 A

PMJ8418T\*

Input: 10.8 – 13.2 V

Output: 0.8 – 1.8 V/ 26 A

PMR8210\*

Input: 8 – 14 V

Output: 3 – 5.25 V/ 40 A

\* Including all options of SMD (SR or SRF) and through hole pin (P or PF).




Figure 1 PMD product

Size: 18.92 x 12.57 x 8.5 mm (0.745 x 0.495 x 0.335 in)




Figure 2 PME product

Size: 22.1 x 12.57 x 8.51 mm (0.87 x 0.495 x 0.335 in)




Figure 3 PMF product

Size: 25.27 x 15.75 x 9.0 mm ( 0.995 x 0.62 x 0.354 in)

Prepared (Subject resp) jdgjian Grace Jiang		No. FPM-ext-2020:19	
Approved (Document resp) jiddxia David Xie	Checked David	Date 2020-06-18	Rev A




Figure 4 PMG product  
Size: 34.8 x 15.75 x 9.0 mm ( 1.37 x 0.62 x 0.354 in)




Figure 5 PMH product  
Size: 37.97 x 22.1 x 9.0 mm (1.495 x 0.87 x 0.354 in)




Figure 6 PMJ product  
Size: 34.8 x 28.45 x 9.0 mm (1.37 x 1.12 x 0.354 in)

Prepared (Subject resp) jdgjian Grace Jiang		No. FPM-ext-2020:19	
Approved (Document resp) jiddxia David Xie	Checked David	Date 2020-06-18	Rev A




Figure 7 PMR product  
Size: 38.61 x 25.91 x 10.23 mm ( 1.52 x 1.02 x 0.403 in)

For more information about POLA series, please see:

PMD:

<https://flexpowermodules.com/documents/fpm-techspec-pmd4000>

<https://flexpowermodules.com/documents/fpm-techspec-pmd5000>

PME:

<https://flexpowermodules.com/documents/fpm-techspec-pme4000f>

<https://flexpowermodules.com/documents/fpm-techspec-pme5000f>

PMF:

<https://flexpowermodules.com/documents/fpm-techspec-pmf5000>

PMG:

<https://flexpowermodules.com/documents/fpm-techspec-pmg8000>

PMH:

<https://flexpowermodules.com/documents/fpm-techspec-pmh8000>

PMJ:

<https://flexpowermodules.com/documents/fpm-techspec-pmj8000>

PMR:

<https://flexpowermodules.com/documents/fpm-techspec-pmr8000>

Prepared (Subject resp) jidgjian Grace Jiang		No. FPM-ext-2020:19	
Approved (Document resp) jiddxia David Xie	Checked David	Date 2020-06-18	Rev A

**The last date for placing orders will be 2021-6-20** and the last date for delivery will be **2022-6-20**.

Please read the respective Technical Specifications and consult with the local Field Application Engineer for assistance when introducing the new products.

### POLA series potential replacement cross reference table

Discontinued products	Vin (V)	Vout (V)	Iout (A)	Replacement	Vin (V)	Vout (V)	Iout (A)
PMD5118OW	4.5 -14	0.9 – 5.5	2.25	PMU8218	4.5 - 17	0.6 – 5.5	4
PME5118V	4.5 – 5.5	0.55 – 1.8	6	PMU8318	4.5 - 17	0.6 – 5.5	6
PMF5318T	4.5 – 5.5	0.8 – 3.6	10	BMR4613001/001	4.5 - 14	0.6 - 5	12
PMG8218T	10.8 – 13.2	0.8 – 1.8	12	BMR4613001/001	4.5 - 14	0.6 - 5	12
PMG8618L	10.8 – 13.2	1.2 – 5.5	12	BMR4613001/001	4.5 - 14	0.6 - 5	12
PMH8318T	10.8 – 13.2	0.8 – 1.8	18	BMR4614001/001	4.5 - 14	0.6 - 1.8	18
PMH8918L	10.8 - 13.2	1.2 - 5.5	18	BMR4614001/001	4.5 - 14	0.6 - 1.8	18
				BMR463XX02/001	4.5 - 14	0.6 - 3.3	20
PMJ8418T	10.8 - 13.2	0.8 - 1.8	26	BMR463XX08/001	4.5 - 14	0.6 - 3.3	25
PMR8210	8 - 14	3 - 5.25	40	BMR464XX02/001	4.5 – 14	0.6 – 3.3	40
				BMR4696001/001	7.5 - 14	0.6 - 5	50

The optimal replacement product is depending on the actual application and its specific requirements. For more information about the recommend replacement products, see:

PMU:

<https://flexpowermodules.com/documents/fpm-techspec-pmu>

BMR461:

[https://flexpowermodules.com/documents/fpm-techspec-](https://flexpowermodules.com/documents/fpm-techspec-bmr461)

[bmr461](https://flexpowermodules.com/documents/fpm-techspec-bmr461)

BMR463:

[https://flexpowermodules.com/documents/fpm-techspec-](https://flexpowermodules.com/documents/fpm-techspec-bmr463)

[bmr463](https://flexpowermodules.com/documents/fpm-techspec-bmr463)

BMR464:

[https://flexpowermodules.com/documents/fpm-techspec-](https://flexpowermodules.com/documents/fpm-techspec-bmr464)

[bmr464](https://flexpowermodules.com/documents/fpm-techspec-bmr464)

Prepared (Subject resp)		No.	
jidgjian Grace Jiang		FPM-ext-2020:19	
Approved (Document resp)	Checked	Date	Rev
jiddxia David Xie	David	2020-06-18	A

BMR4696001:

<https://flexpowermodules.com/documents/fpm-techspec-bmr4696001>

If you have any questions, please do not hesitate to contact the undersigned.

Best regards,

Grace Jiang  
Product Manager

Flex Power Modules  
Phone: +86 21 5990 3258 Ext 26124  
E-mail: [grace.jiang@flex.com](mailto:grace.jiang@flex.com)