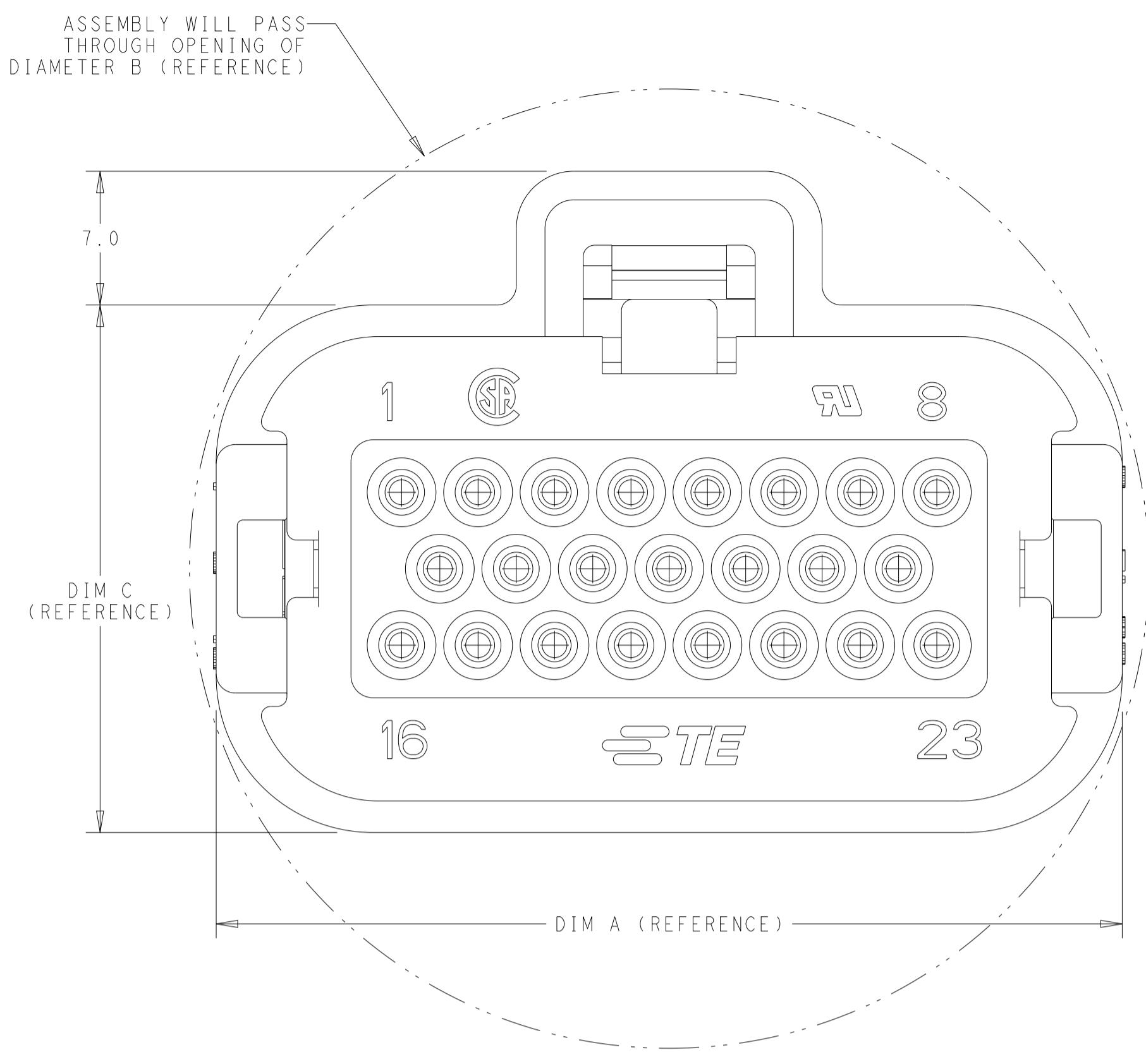
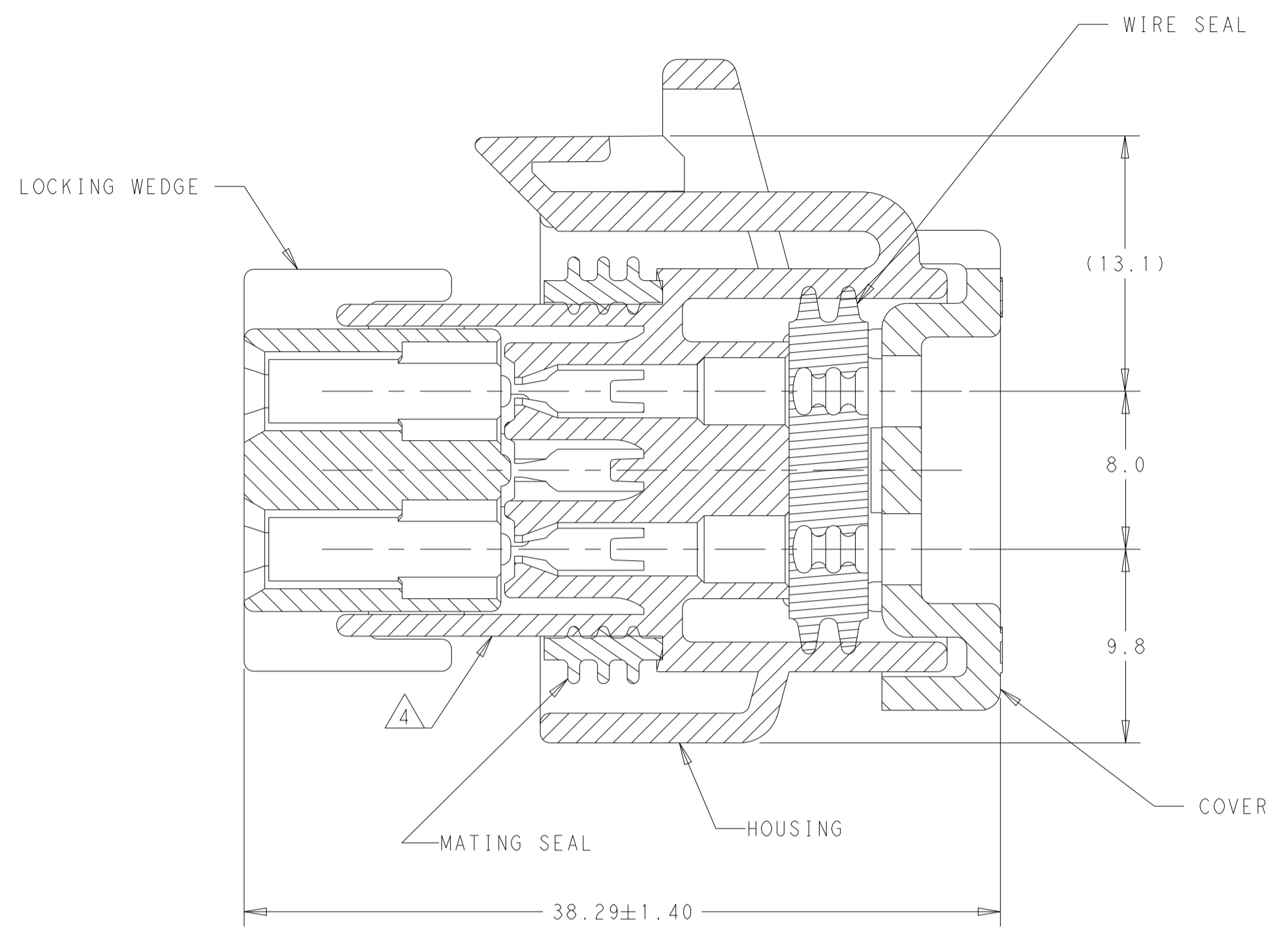


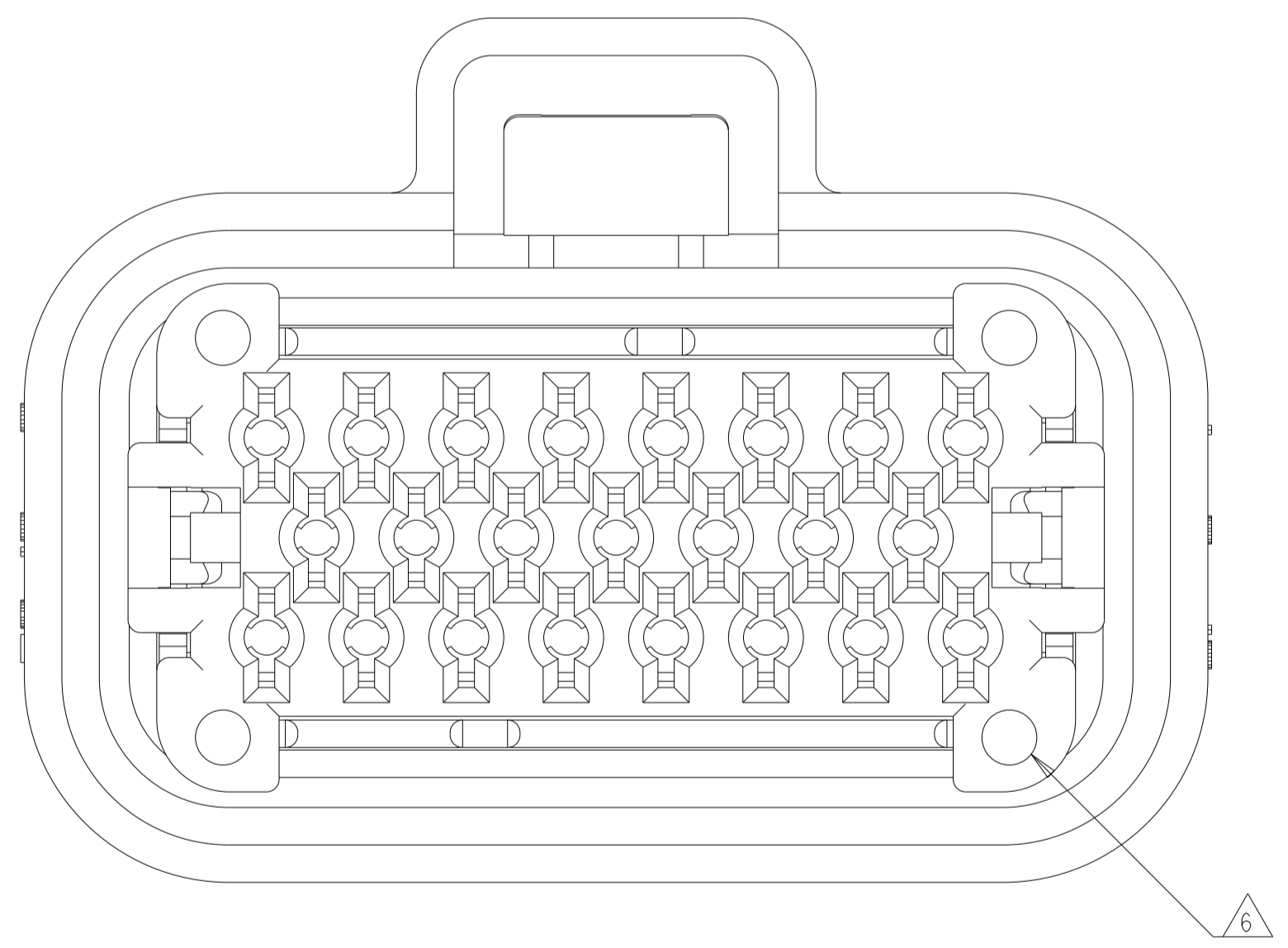
REVISIONS				
P	LTN	DESCRIPTION	DATE	APVD
E1		ECR-22-157945	10NOV2022	DS DS



- MATERIAL: HOUSING - UL94V-0 PBT
 LOCKING WEDGE - UL94V-0 PBT, RED
 COVER - UL94V-0 PBT, BLACK
 MATING SEAL - SILICONE
 WIRE SEAL - SILICONE
- HOUSING COLORS ARE MECHANICALLY KEYPED TO MATE WITH IDENTICALLY COLORED HEADER ASSEMBLIES.
- PLUG USES REELED TERMINAL 770520 OR LOOSE PIECE TERMINAL 770854.
- DATE CODE ON THIS SURFACE. USES 5 DIGIT CODE: FIRST 2 DIGITS = YEAR, SECOND 2 DIGITS = WEEK, LAST DIGIT = DAY.
- CIRCUITS 3, 7, 16, 17, 21, 22 BLOCKED
- OPTIONAL VOID CORING ON 35 POSITION PLUG ASSEMBLY 776164.

23-POSITION CONNECTOR SHOWN, SEE TABLE BELOW FOR ALTERNATE DIMENSIONS.

CONNECTOR SIZE	A	B	C
8-POSITION	27.4	40	27.50
14-POSITION	35.4	44	27.60
23-POSITION	47.4	50	27.60
35-POSITION	63.4	66	27.45



MATING HEADER	RIGHT-ANGLE	WIRE SEAL COLOR	MATING SEAL COLOR	HOUSING COLOR	NO. OF POSITIONS	PART NUMBER
776230, 776231	776180, 776163	RED	RED	ORANGE	35-POSITION	776164-6
				BLUE		776164-5
				GREY		776164-4
				NATURAL		776164-2
776200, 776228	770669, 776087	GREEN	RED	BLACK	23-POSITION	776164-1
				BLUE		770680-5
				GREY		770680-4
				BLACK		770680-3
776261, 776262	776266, 776267	GREEN	GREEN	NATURAL	14-POSITION	770680-2
				BLACK		770680-1
				BLUE		776273-5
				GREY		776273-4
776275, 776276	776279, 776280	YELLOW	YELLOW	NATURAL	8-POSITION	776273-2
				BLACK		776273-1
				NATURAL		776286-2
				BLACK		776286-1

THIS DRAWING IS A CONTROLLED DOCUMENT.

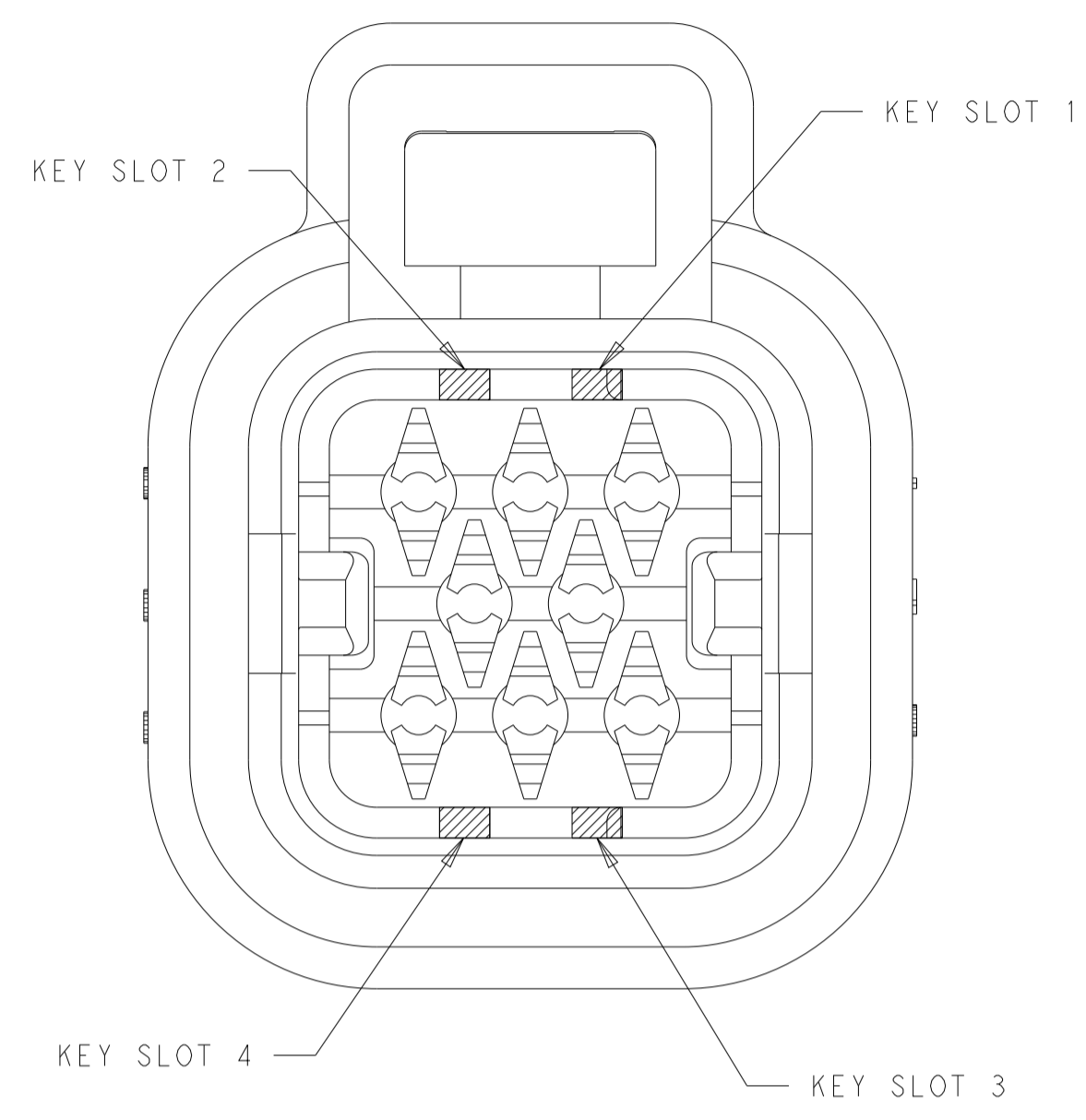
APVD: G. BROWN, 29 JUN 2015

NAME: PLUG ASSEMBLY, AMPSEAL FAMILY DRAWING

SIZE: A1, CAGE CODE: 2293782, DRAWING NO: 108-1329

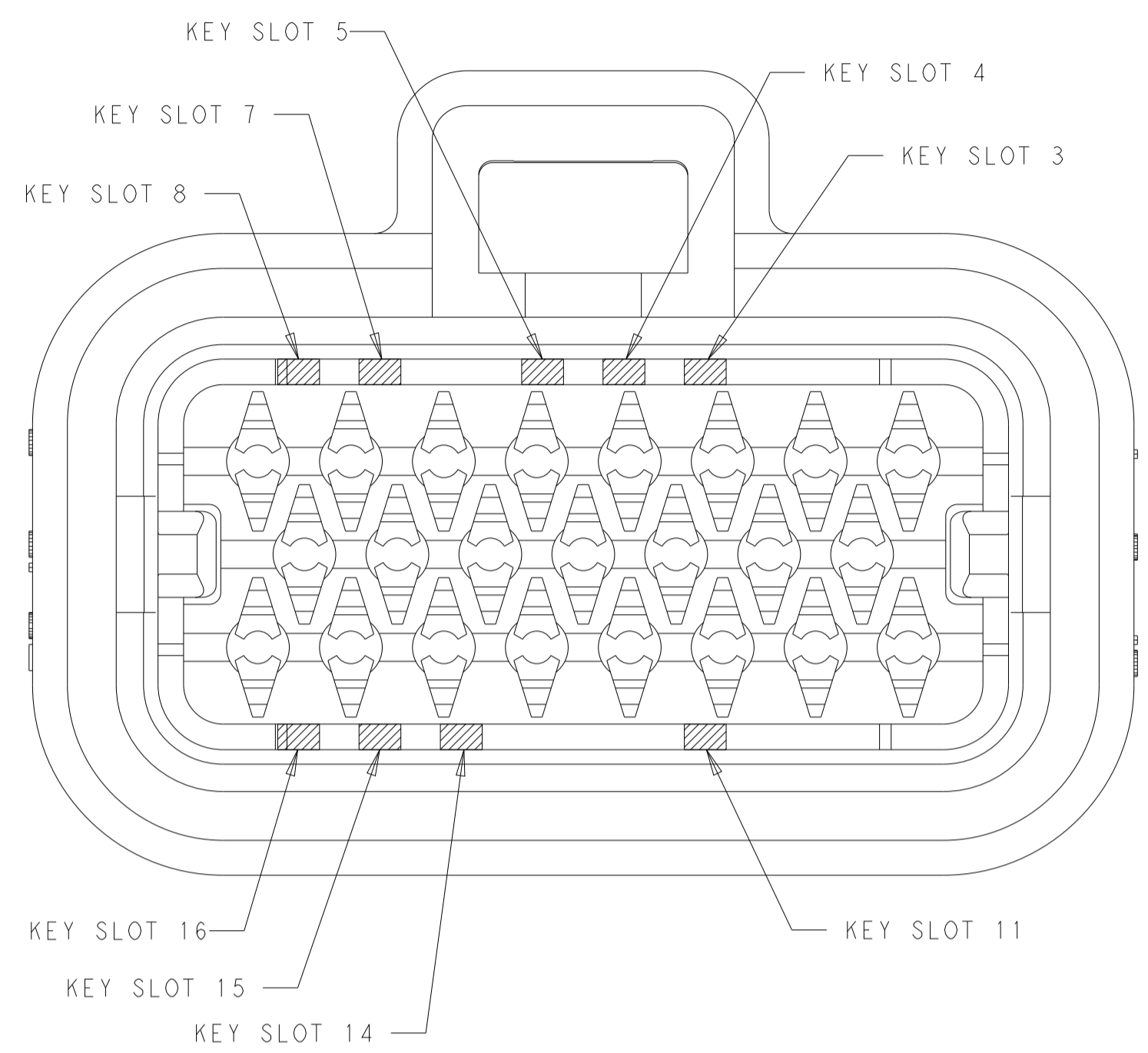
SCALE: 4:1, SHEET 1 OF 2, REV E1

REVISIONS				
P	LTN	DESCRIPTION	DATE	APVD
-	-	SEE SHEET 1	-	-



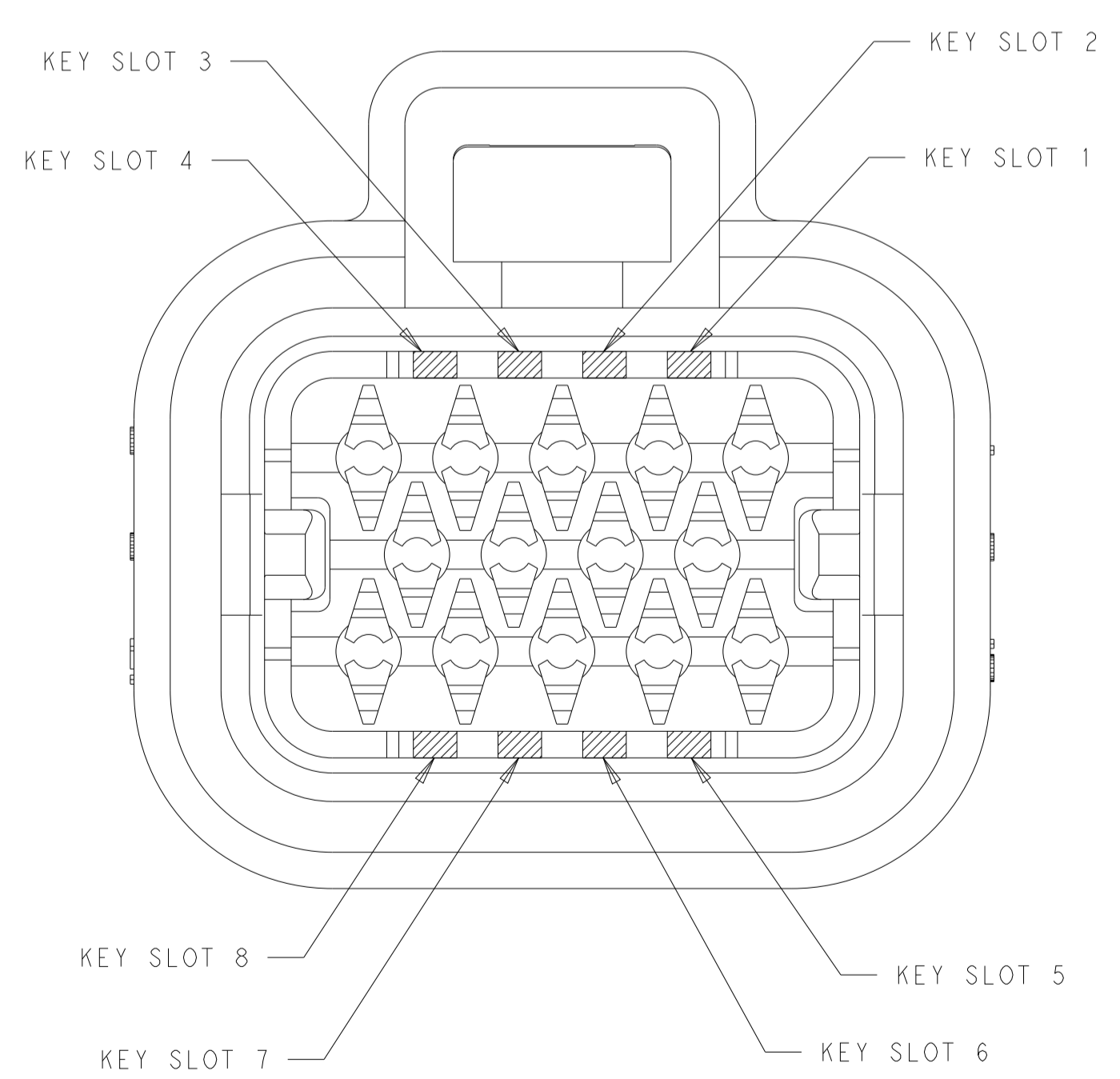
1 & 3	NATURAL	776286-2
2 & 4	BLACK	776286-1
KEY SLOT LOCATION (SEE VIEW ABOVE)	COLOR	PART NUMBER

8-POSITION CONNECTOR
KEY SLOT LOCATIONS
SCALE 4:1



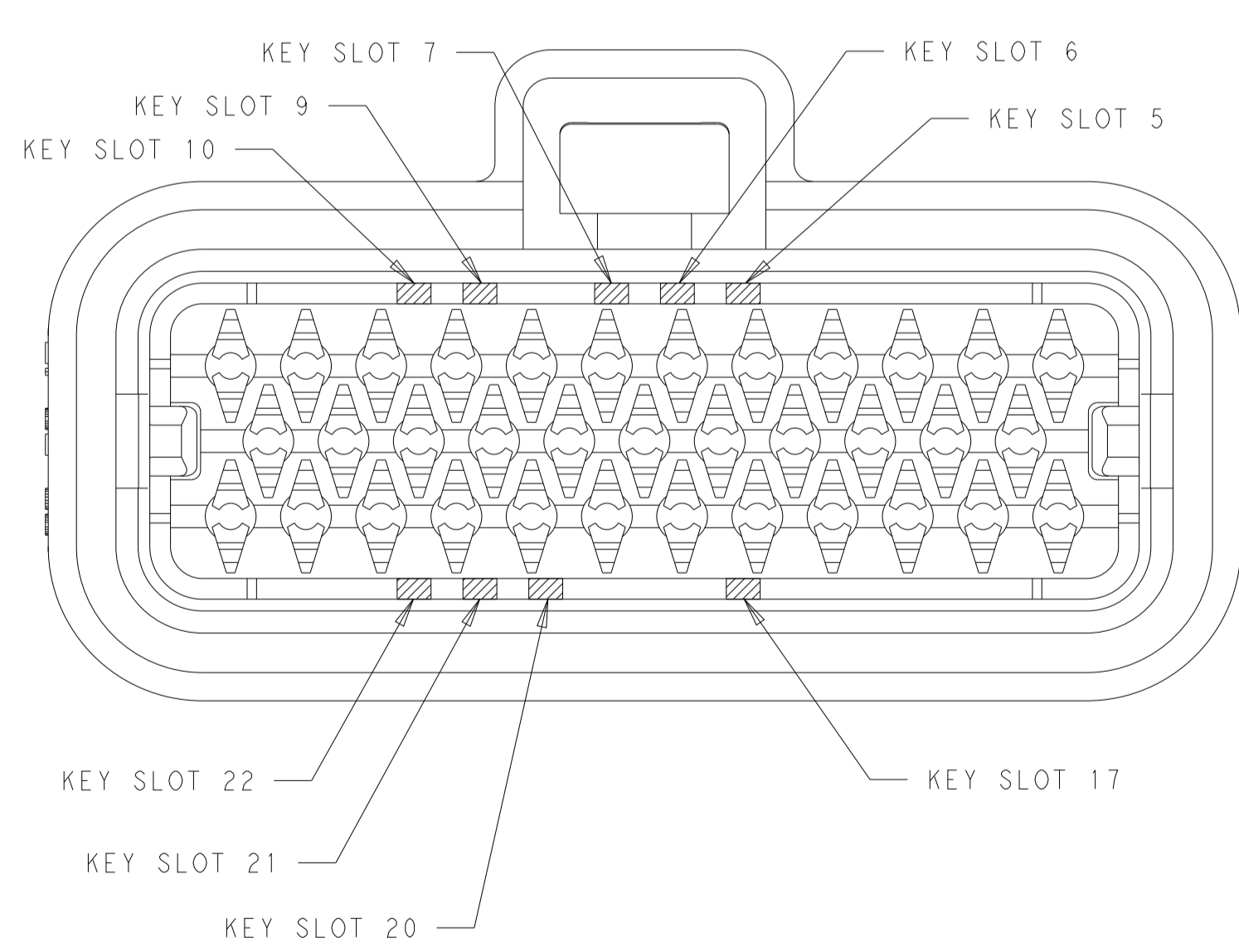
3, 8 & 16	BLUE	770680-5
7 & 15	GREY	770680-4
4 & 14	BLACK	770680-3
5 & 11	NATURAL	770680-2
4 & 14	BLACK	770680-1
KEY SLOT LOCATION (SEE VIEW ABOVE)	COLOR	PART NUMBER

23-POSITION CONNECTOR
KEY SLOT LOCATIONS
SCALE 4:1



3 & 5	BLUE	776273-5
2 & 8	GREY	776273-4
1 & 6	NATURAL	776273-2
3 & 7	BLACK	776273-1
KEY SLOT LOCATION (SEE VIEW ABOVE)	COLOR	PART NUMBER

14-POSITION CONNECTOR
KEY SLOT LOCATIONS
SCALE 4:1



7 & 22	ORANGE	776164-6
5, 10, 22	BLUE	776164-5
9 & 21	GREY	776164-4
7 & 17	NATURAL	776164-2
6 & 20	BLACK	776164-1
KEY SLOT LOCATION (SEE VIEW ABOVE)	COLOR	PART NUMBER

35-POSITION CONNECTOR
KEY SLOT LOCATIONS
SCALE 3:1

THIS DRAWING IS A CONTROLLED DOCUMENT.

DIMENSIONS:	TOLERANCES UNLESS OTHERWISE SPECIFIED:	OWN: A. MARTIN 11JUN2015	TE Connectivity NAME: PLUG ASSEMBLY, AMPSEAL FAMILY DRAWING
mm	0 PLC ±	CHK: D. STRAUSSER 29JUN2015	
	1 PLC ±0.2	APVD: G. BROWN 29JUN2015	
	2 PLC ±	PRODUCT SPEC	
MATERIAL:	3 PLC ±	108-1329	SIZE: A1
SEE NOTE 1	4 PLC ±	APPLICATION SPEC	CAGE CODE: 00779
	ANGLES ±	114-16016	DRAWING NO: C=2293782
	FINISH	WEIGHT	RESTRICTED TO: -
		CUSTOMER DRAWING	SCALE: 1:1 SHEET 2 OF 2 REV: E1